

OXFORD

Beehive

Student Book


Starter



**Setsuko
Toyama**

Beehive

Student Book Starter



Setsuko Toyama

OXFORD
UNIVERSITY PRESS

Starter Unit Hello! page 4		Hello! / Hi! ● I'm ... ● The alphabet ● Numbers 1-10	
Lesson 1 Words		Lesson 2 Grammar	Lesson 3 Words and Grammar
1 Let's learn! page 6	Classroom items Functional language Where's my ...? Here it is. Thanks!	It's a ...	Classroom items
2 Colours page 16	Colours Functional language What's your favourite colour?	What colour is it? It's ...	Colours
Unit 1 and 2 Review page 26			
3 Farm animals page 28	Farm animals Functional language Hand me a ..., please. Here you are. Thanks.	What is it? It's a ...	Animals
4 Let's eat! page 38	Food Functional language Do you like ...? Yes, I do. / No, I don't.	I like ... I don't like ...	Food and drink
Unit 3 and 4 Review page 48			
5 Let's play! page 50	Actions Functional language Is it my turn? Yes, it is.	I can ... I can't ...	Abilities Can you ...? Yes, I can. / No, I can't.
6 Sea animals page 60	Sea animals Functional language Look at the ...! Wow!	There's a ...	Adjectives It's ...
Unit 5 and 6 Review page 70			
7 My body page 72	Parts of the body Functional language Touch your ...! OK!	I've got a ... I've got ...	Parts of the body I've got (two) ...
8 Let's celebrate! page 82	Family Functional language This is for you. Thank you.	Who's this? He's / She's my ...	Jobs He's / She's a ...
Unit 7 and 8 Review page 92			
You have learned ... page 94	The alphabet ● Numbers 1-20		

Poster		Days of the week 🍷 The weather
Lesson 4 Numbers	Lesson 5 Story	Lesson 6 Phonics
1, 2, 3	Teacher's helper Emotional wellbeing Be helpful.	Aa, Bb, Cc
4, 5, 6	What's your favourite colour? Emotional wellbeing Show interest in the world around you.	Dd, Ee, Ff
7, 8, 9	What is it? Emotional wellbeing Be imaginative.	Gg, Hh, Ii
10, 11, 12	I like carrots! Emotional wellbeing Try new foods.	Jj, Kk, Ll
13, 14	I can dance! Emotional wellbeing Be proud of what you can do.	Mm, Nn, Oo
15, 16	There's a fish! Emotional wellbeing Respect all animals.	Pp, Qq, Rr
17, 18	Let's draw a monster! Emotional wellbeing Be creative.	Ss, Tt, Uu, Vv
19, 20	A surprise! Emotional wellbeing Work together with your family.	Ww, Xx, Yy, Zz



Starter Unit Hello!

1 Listen and learn. 🎧 001



2 Listen, find and repeat. 🎧 002



3 Listen and chant. 🔊003

Aa

Bb

Cc

Dd

Ee

Ff

Gg

Hh

Ii

Jj

Kk

Ll

Mm

Nn

Oo

Pp

Qq

Rr

Ss

Tt

Uu

Vv

Ww

Xx

Yy

Zz



4 Listen, point and repeat. 🔊004




A cartoon illustration of a young boy and a young girl. The boy, on the left, has dark skin, black hair, and is wearing a green shirt. The girl, on the right, has light skin, brown hair, and is wearing a yellow shirt. Both are smiling and waving their right hands. The background is a simple blue and white geometric pattern.

Lesson 1 Words

-
- Catherine



4 Circle the odd one out. Then say.



5 Listen and repeat. 🔊 006



Team Up! 1

Find the classroom items. ⬇



1 Listen and learn. 🎧 007



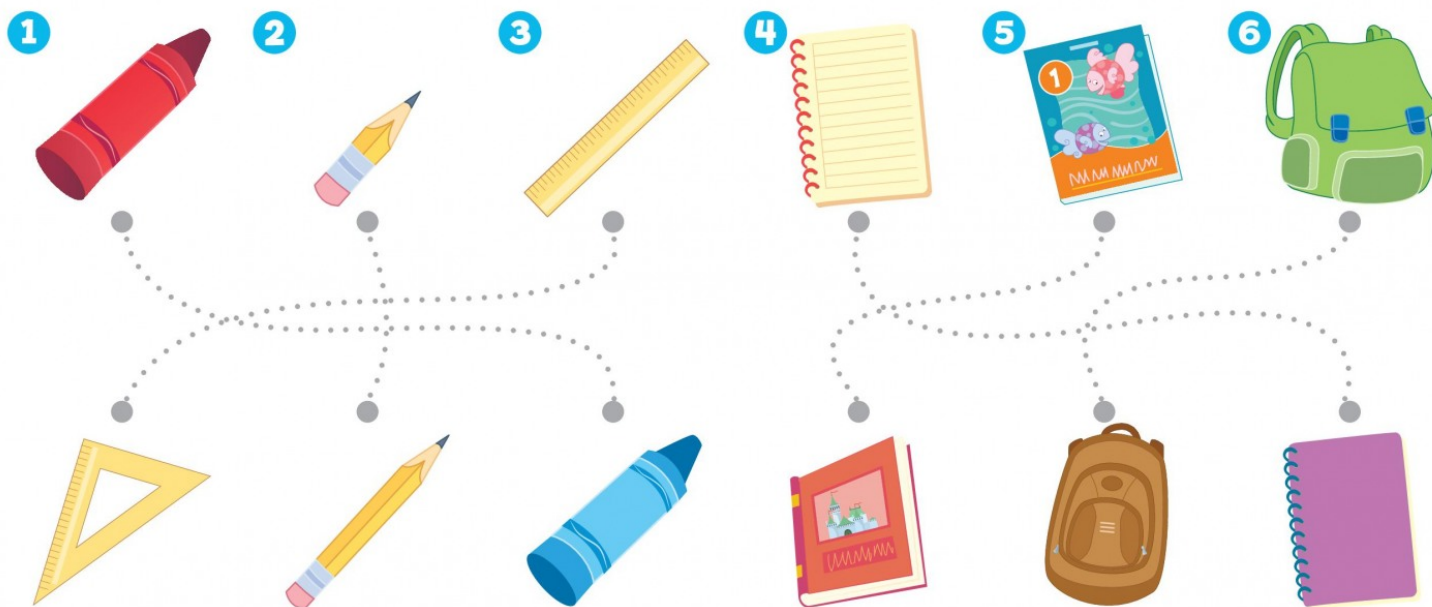
2 Listen and repeat. 🎧 008

3 Listen and sing. 🎧 009-010 ▶

♪ ♪ It's A Pencil ♪ ♪



4 Trace and say.



5 Look and say.



Team Up! 2

Play a matching game.

