








STUDENT BOOK

What can
you draw?



NAME :

Beaver Town





STUDENT BOOK



 **GROW**

1

TABLE OF CONTENTS




Unit 1. I am happy!	4
Unit 2. My toys	10
Unit 3. In the school bag	16
Work out 1	22
Unit 4. The colors	24
Unit 5. What shape is it?	30
Unit 6. Is it a blue square?	36
Work out 2	42
Unit 7. It's my face	44
Unit 8. My body	50
Work out 3	56



Track 1

VOCABULARY BOX

happy fine sad
sleepy angry great





LET'S LEARN



How are you?

I am happy.



How are you?

I am sleepy.




SPEAKING PRACTICE

Ask and answer.

How are you?

I am happy.





Track 3

LISTENING PRACTICE

Listen and circle the correct image.


1

How are you?



2

How are you?




3

How are you?




4

How are you?



5


How are you?




✿ WRITING PRACTICE

Trace and write the word then match it to the correct image.


fine




happy




sleepy




sad



angry





great





PHONICS TIME

Look at the images and connect them to the correct alphabet letter.




Aa

Bb


Cc

Dd



54 3 8

How was your day? Draw your face here!





Track 4

VOCABULARY BOX

robot doll teddy bear
train ball yo-yo kite

