







STUDENT BOOK

What do you want to ride?



NAME :

..... **Beaver Town**





STUDENT BOOK



 **GROW**

4

TABLE OF CONTENTS


Unit 1. Let's go to school!	4
Unit 2. Time to travel	10
Unit 3. Where is it?	16
Work out 1	22
Unit 4. It's here!	24
Unit 5. He's very tall	30
Unit 6. She's very smart	36
Work out 2	42
Unit 7. When I grow up	44
Unit 8. I want to be a teacher	50
Work out 3	56



Track 1


VOCABULARY BOX

bus car motorcycle
bicycle walk train





LET'S LEARN



Flora, how do you go to school?

I go to school by car.



Owen, how do you go to school?

I go to school by bus.







SPEAKING PRACTICE

Ask and answer.

How do you go to school?

I go to school by train.





Track 3

LISTENING PRACTICE

Listen and circle the correct image.

1

How do you go to school?



2

How do you go to school?



3

How do you go to school?




4

How do you go to school?



5

How do you go to school?




✿ WRITING PRACTICE

Trace and write the word then match it to the correct image.

bus



car



motorcycle



bicycle



walk



train





PHONICS TIME

Look at the images and connect them to the correct vowels.



54 3 8

How do you go to school?





Track 4

VOCABULARY
BOX

van subway
plane ship yacht
submarine

